

Mary F. Bottlemy, Editor

"WARP AND WEFT"

---

Vol. 1 - No. 2

Price 10¢

December 1947

---

GREETINGS!!

We greet you with the heartiest of good wishes for the holiday season and the hope that you have a lot of fun making Christmas gifts for your relatives and friends. What could be a more fitting gift than a hand-woven article of some kind, be it a pair of gay guest towels or table mats? To a person "who has everything" a bit of hand-woven linen can hold up its head anywhere and in any company. So here's to good weaving and a fine holiday spirit!

Before we continue with our bulletin, we should like to comment on the heartening letters we have been receiving from subscribers all over the country. All have expressed a keen interest in our pamphlet, for which we are very grateful, and we hope that we may continue to build up this interest so that our future issues will be satisfying and helpful to all.

Remember, this is your publication, so send in your questions and the answers will be forthcoming from our readers!

MERRY CHRISTMAS!!

\* \* \* \* \*

THOUGHTS

Life is adventure in experience, and when you are no longer greedy for the last drop of it, it means no more than that you have set your face, whether you know it or not, to the day when you shall depart without a backward look. Those who look backward longingly to the end die young, at whatever age.

-Donald Culross Peattie

In the November issue of Warp and Weft we gave you the treadling for tubular weaving on a four harness jack-type loom. We have had many requests for the threads used in the sample and they are as follows: The warp threads are 10/2 mercerized cotton warp, and we used 30 per inch. The reason for this is because there are actually two warps, an upper and a lower warp. In the weft, the yellow, ice wool and 3/3 rayon. The green #5 perl cotton, and the white 20/2 cotton.

\* \* \* \* \*

#### SUGGESTIONS

A Pin Cushion on the Loom: A piece of battleship linoleum 1½" x 6" fastened to the upper frame of the loom, makes an excellent cushion to hold pins and needles.

A screw hook from which to hang the scissors keeps them within instant reach.

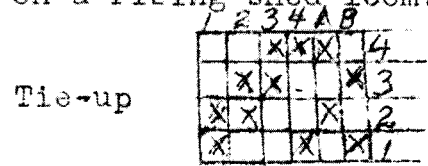
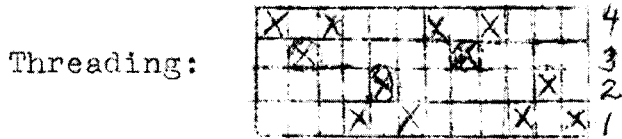
(Send in your suggestions and helpful hints - our readers will be happy to have them.)

\* \* \*

#### RE-BUILT LOOM - F O R S A L E

One - 42" - 8 Harness re-built Norwood Loom - 1,600 heddles  
15 dent reed - sectional beam. Made of hard Maple and Cherry.  
\$157.50, New Loom GUARANTEE. Tool Box Bench, 11 x 36" included.  
Inquire Warp and Weft.

Lace weaves are adaptable for many purposes, and are suitable for luncheon sets, table covers, wall hangings, etc. By using several combinations of threads, many beautiful designs may be worked out. The tie-up is unusual because, as a rule, lace weaving is done on a rising shed loom. However, this lace weave works very nicely on a counter-balanced loom and is well worth a trial. (Don't forget, of course, that this can also be used on a rising shed loom.)



Warp 20/2 Mercerized. -Weft, the same.

All over lace weave treadling:

(A - 1 - A)

(B - 3 - B)


Variation: (A - 1 - A) 6 X

(B - 3 - B)



An interesting variation of this weave is done by using another color or weight of thread for the threads encircled. Weave with the same kind of thread as the warp thread, same treadling as above, and do not beat too tightly.




Another variation is to warp the loom in stripes of 1" or 2" wide. One stripe would be threaded as the drawing indicates, and the other stripe would be threaded 1 - 4 as follows:



Here are two samples of twill - one, a 1 to 3 twill and the other a 2 to 2 twill:



The satin or overshot weave is done by going under one warp thread and over two, three, four or a dozen. It leaves a loop which is easily caught and does not wear well. It is used in many patterns but is usually used with a tabby or plain weave alternating to bind the warp together where the overshot skips.



THE SIX SERVANTS

SILAS SAYS

WHO, HOW, WHAT, WHY, WHERE, WHEN

Mrs. A. asks: Is it possible in warping a sectional beam to get two different tensions at the same time? For instance, in warping wool and cotton mixed, the cotton should have a stronger tension than the wool. Is it possible to warp both at one time on one sectional beam with different tensions?

\* \* \*

Mrs. T. Asks:

How can I avoid pulling in my edges????

\* \* \*

Several readers have asked:

Do you know of a good dressing for wool warp, and information on how to apply it??! (Send in your recipes! )

\* \* \*

READERS, TO THE RESCUE, PLEASE!

William Channing Gannet once told this story: "What is the secret of your life?" asked Mrs. Browning of Charles Kingsley. "Tell me, that I may make mine beautiful, too." He replied: "I had a friend."

\* \* \*

Mishaps are like knives that either serve us or cut us, as we grasp them by the blade or the handle.

\* \* \*


Nothing seems so tragic to one who is old as the death of one who is young, and this alone proves that life is good.

-Zoe Akins

\* \* \*

The artist is not a special kind of man - but every man is a special kind of artist.

-Ananda K. Coomaraswamy



M  
E  
R  
R  
Y

C  
H  
R  
I  
S  
T  
M  
A  
S

Those scraps you have been saving could make some fine Christmas cards - a suggestion is shown above. A - light blue weave for sky with E - some white - for clouds. C - D two scraps for foreground. E - a pine tree cut from a reverse twill. F - a checked material for a house, and a piece of yarn for smoke.

Just a suggestion - try it!

How about making a border on your waste-basket or sewing box with some of those scraps. A little glue and ingenuity will do wonders!

**ANNOUNCEMENT!**

The Chicago Weaver's Guild will hold its next meeting at 74 E. 11th Street on December 11, 1947 at 7:30 P.M. This meeting is for members only as we are having an exhibit of each member's work. For the Christmas grab-bag, each member is requested to enclose in an envelope a small sample of any particular technique, with threading, tie-up and treadling instructions on a small card.